



*GET READY FOR A GREAT EXPERIENCE*

# TABLE OF CONTENT

## **SUP 4**

LINE OVERVIEW	5
JUNIOR	8
FREERIDE	8
TOURER	9
RACE	10
TOURER PURE	11

## **PADDLES 12**

ALLOY STD	12
ALU	12
GLASS	13
COMPOSITE/CARBON	14
SUP/KAYAK	15
PADDLE FLOATER	15

## **SUP/WS HYBRID 16**

GIANT XXL	16
FREERIDE	18
TOURER	19

## **WINDSURF 20**

280WS	20
250WS	21

## **RIGS 22**

EVOLVE	22
HD20	23
MINIKID	24
POWERKID	24
POWERHD MINI DACRON	25
POWERHD DACRON	25

## **MASTS 26**

C60	26
C40	27
C30	27

## **BOOMS 28**

STX60	28
STX40	29
STX20	29

## **ACCESSORIES 30**



## *Get ready for a great experience...*

Whether you are paddling, windsurfing or want to best of both worlds. At STX we are dedicated to delivering the best package in the world. Get ready for your personal adventure, get ready for a great experience.

Reliability, Rigid and build with the best components in the market available. There is nothing which comes even close to our offering. STX combines careful attention to detail and superior technology.

### **THE STX PROMISE; ACCESSIBLE QUALITY.**

At STX we strive to make the sports we are passionate about, accessible. Premium quality products are sourced from the world's leading suppliers, offering a simple, yet aesthetically pleasing range that caters to every level, including inflatable SUPs, packable windsurfing rigs, kids' and school rigs, composite and alloy paddles, windsurfing masts, windsurfing booms and other great accessories.

Our dedication has ensured continued, steady growth on every continent. STX, accessible for all.

# STX SUP

## NEW FOR 2020

### FXL

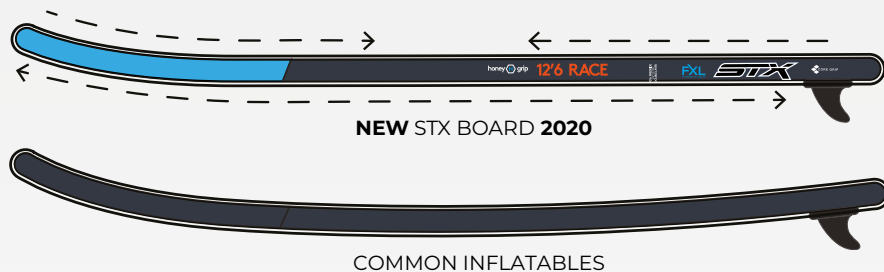

Fusion Double Layer, X light construction.  
Exclusive on STX boards

### FEATHER LIGHT construction

The lightest inflatable boards on the market.  
Woven fabric weight stretch diagonal hold more tension and holds more tension.

### STIFF, STIFF, STIFFER

A stiff board transfers the power into fastness, not into bending.  
Woven fabric weight stretch diagonal hold more tension. Your STX board is one of the stiffest boards on the market.



### PSI

Although we recommend 15 PSI, every single FXL made board can be inflated beyond 20 PSI. Again another advantage of our FXL technology

### STRENGTH

Tensile strength test show a 50% improvement on Fusion DL  
Tearing strength shows even a 100% increase on Fusion DL

### DOUBLE LAYER RAILS

STX boards are made to last. Double layer bottom and deck, double layer rails and the best components on the market today

## PREMIUM DETAILS

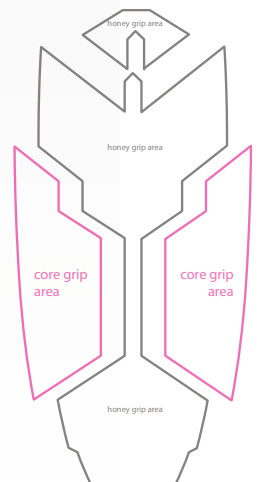
- HONEYGRIP; smooth, grippy, maximum comfort and strong our well know EVA deckpad
- CORE GRIP; stance area gripdeck with increased grip worked into the EVA
- KICKPAD; all pure SUP inflatables boards have a kickpad for increased grip, steering and control
- Stainless steel D-rings for docking the boards, for a strong connection with anything you wish
- Storage bungee for your bag on all SUP boards
- High pressure valves. Up to 20 PSI, preferred 15 PSI
- Double layer, fusion, deck and bottom
- Premium air valves

## DETAILED ACCESSORIES

- STX pump with fold up stands and vario handles to minimize size and packaging
- STX AIR travel backpack with space for pump, board, paddle and the standard repairkit

## QUALITY

Our boards are made in FXL, FUSION XTRA LIGHT construction. Tough and every inch of the board is glued with precision, made by a selected and experienced production team.







### FXL

Fusion Double Layer, X light construction.  
Exclusive on STX boards



### QUALITY

Our boards are made in FXL, FUSION XTRA LIGHT construction. Tough and every inch of the board is glued with precision, made by a selected and experienced production team.



### COREGRIP

Smooth, extra grippy, maximum comfort and strong our well know EVA deckpad



### HONEYGRIP

Smooth, grippy, maximum comfort and strong our well know EVA deckpad



# LINE OVERVIEW

## SUP



JUNIOR 8'x28x4"



FREERIDE 9'8x30x4"



FREERIDE 10'6x 32x6"

## SUP/WS HYBRID



FREERIDE 9'8x30x4"



FREERIDE 10'6x 32x6"



FREERIDE 11'6x32x6"

## WINDSURF



280X85"



250x85"





TOURER 11'6x32x6"



RACE 12'6x30x6"



RACE 12'6x32x6"



TOURER PURE 11'6x32x6" 6"



TOURER 11'6x32x6"



XXL 1600



### FREERIDE BOARDS


Standup paddling in every condition. Waves, enjoying the volume on your local lake, canals or river.



## JUNIOR 8'x28'x4"

### STX INFLATABLE SUP

- All-around cruising and small waves
- Stable and maneuverable for junior paddlers
- Medium outline, high volume nose and tail
- 4" construction
- FXL Technology Extreme stiffness and lightness
- New deckpad layout of core and honey grip plus kick pad



ARTICLE NUMBER	: 407.01100.010
COLOR	: Blue/Orange
SIZE	: 8' x 28 x 4"
VOLUME	: 135L
WEIGHT	: 5.4KG



## FREERIDE 9'8'x30'x4"

### STX INFLATABLE SUP

- All-around cruising and small waves
- Stable and maneuverable
- Medium outline, high volume nose
- 4" construction
- FXL Technology Extreme stiffness and lightness
- New deckpad layout of core and honey grip plus kick pad



ARTICLE NUMBER	: 407.01100.010
COLOR	: Blue/Orange
SIZE	: 9'8 x 30 x 4"
VOLUME	: 180L
WEIGHT	: 7.8KG





## TOURER


Specially made for inland water. Streamlined arrow shaped board for higher speeds, faster paddling and longer distances.



## FREERIDE 10'6x 32x6"

### STX INFLATABLE SUP

- All-around cruising and small waves
- Stable and maneuverable
- Wide outline and high volume nose
- Deck leash system adds versatility
- FXL Technology Extreme stiffness and lightness
- New deckpad layout of core and honey grip plus kick pad




ARTICLE NUMBER	: 407.01100.010, 407.01100.020
COLOR	: Blue/Orange, Mint/Orange
SIZE	: 10'6 x 32 x 6"
VOLUME	: 260L
WEIGHT	: 9.15KG



## TOURER 11'6x32x6"

### STX INFLATABLE SUP

- All-around cruising
- Stable and maneuverable
- Wide outline with narrow nose
- Deck leash system adds versatility
- FXL Technology Extreme stiffness and lightness
- New deckpad layout of core and honey grip plus kick pad



ARTICLE NUMBER	: 407.01100.010, 407.01100.020
COLOR	: Blue/Orange, Mint/Orange
SIZE	: 11'6 x 32" x 6"
VOLUME	: 270L
WEIGHT	: 8.75KG





RACE

Arrow shaped boards for higher speeds, competition and faster paddling



RACE 12'6x30x6"

STX INFLATABLE SUP

- All-around cruising and racing
- Stable and maneuverable
- Medium outline reduces drag and narrow nose
- Deck leash system adds versatility
- FXL Technology Extreme stiffness and lightness
- New deckpad layout of core and honey grip plus kick pad



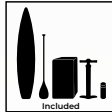
ARTICLE NUMBER	: 407.01110.010
COLOR	: Blue/Orange
SIZE	: 12'6 x 30 x 6"
VOLUME	: 330L
WEIGHT	: 9.55KG



RACE 12'6x32x6"

STX INFLATABLE SUP

- All-around cruising and racing
- Stable and maneuverable
- Wider outline with narrow nose
- Deck leash system adds versatility
- FXL Technology Extreme stiffness and lightness
- New deckpad layout of core and honey grip plus kick pad



ARTICLE NUMBER	: 407.01110.010, 407.01110.020
COLOR	: Blue/Orange, Mint/Orange
SIZE	: 12'6 x 32 x 6"
VOLUME	: 350L
WEIGHT	: 9.75KG



## TOURER

Specially made for inland water. Streamlined arrow shaped board for higher speeds, faster paddling and longer distances.



## TOURER PURE 11'6x32x6"

### STX INFLATABLE SUP

- All-around cruising, Stable and maneuverable, Wide outline with narrow nose
- Equipped with our rail saver for easier paddling.
- Centre carry strap for easy walking
- Deck leash system adds versatility
- FXL Technology Extreme stiffness and lightness
- New deckpad layout of core and honey grip plus kick pad
- Railsaver for smooth water release

ARTICLE NUMBER	: 407.01200.010
COLOR	: Purple/Blue
SIZE	: 11'6 x 32 x 6"
VOLUME	: 270L
WEIGHT	: 8.95KG



There is a paddle for every ride, every price and size. We offer options in alloy, glass, carbon and mixture of these. Available in various colourways, sizes and performance. Your board is just as fast as the choice of your paddle.



## ALLOY STD PADDLE KIDS

- 3 piece
- Easy adjustable
- Cam Lock adjustable
- Nylon blade
- Smaller blade for juniors

ARTICLE NUMBER : 407.02010.000

COLOR : Alloy/Orange

PADDLER : Younger paddler



## ALLOY STD PADDLE

- 3 piece
- Easy adjustable
- Cam Lock adjustable
- Nylon blade

ARTICLE NUMBER : 407.02020.000

COLOR : Alloy/Orange

PADDLER : Entry level paddlers



## SUP PADDLE ALU KIDS

- 3 piece
- Easy adjustable
- Cam Lock adjustable
- Nylon blade
- Alloy anodized shaft

ARTICLE NUMBER : 407.02030.000

COLOR : Alloy /Blue/Orange

PADDLER : Entry level paddlers



**SUP PADDLE ALU**

- 3 piece
- Easy adjustable
- Cam Lock adjustable
- Nylon blade
- Alloy anodized shaft

ARTICLE NUMBER : 407.02040.010, 407.02040.020  
 COLOR : Alloy/Blue/Orange, Alloy/Mint/Orange  
 PADDLER : Younger paddler



**SUP PADDLE GLASS BLUE**

- 3 piece
- Easy adjustable
- Cam Lock adjustable
- Nylon blade with reinforced edges
- Glass satin shaft

ARTICLE NUMBER : 407.02050.010  
 COLOR : Alloy/Bue/Orange  
 PADDLER : Advanced recreational paddler



**SUP PADDLE GLASS MINT**

- 3 piece
- Easy adjustable
- Cam Lock adjustable
- Nylon blade with reinforced edges
- Glass satin shaft

ARTICLE NUMBER : 407.02050.020  
 COLOR : Alloy/Mint/Orange  
 PADDLER : Advanced recreational paddler



## COMPOSITE 40 CARBON PADDLE

- 3 piece
- Easy adjustable
- Dual Cam Lock adjustable
- Nylon blade with carbon texture
- Carbon -40- shaft

ARTICLE NUMBER	: 407.02060.000
COLOR	: Black/Blue/Orange
PADDLE	: Lightweight paddle with added durability



## COMPOSITE 80 CARBON PADDLE

- 3 piece
- Easy adjustable
- Dual Cam Lock adjustable
- Nylon blade with carbon texture
- Carbon -80- shaft

ARTICLE NUMBER	: 407.02070.000
COLOR	: Black/Blue/Orange
PADDLER	: Lightweight paddle with a stiff blade




## CARBON PADDLE

- 3 piece
- Easy adjustable
- Dual Cam Lock adjustable
- Nylon blade with carbon texture
- Carbon shaft


ARTICLE NUMBER	: 407.02080.000
COLOR	: Black/Blue/Orange
PADDLER	: High level performance for an affordable price






## CAM LOCK ADJUSTABLE

Our camlock can be tensionized to your personal preference. Provides high grip and minimizes movement of the shaft and extension.




## SHAFT

The best Prepreg Carbon construction for max stiffness and flex.



## PUSH PIN + CAM LOCK ADJ.

DFS, double function system. The push pin sets the paddle in line and reduces the torsion while the second camlock grips this connection tightly. Our camlock can be tensionized to your personal preference. Provides high grip and minimizes movement of the shaft and extension.



## BLADE

Our paddle's shape helps you propelling the board faster through the water.



## HYBRID SUP/KAYAK PADDLE

- 4 piece
- Easy adjustable
- Cam Lock adjustable
- Nylon blades

ARTICLE NUMBER : 407.02100.000

COLOR : Black/Blue/Orange

PADDLER : Entry level paddlers/kayaking on a SUP board



## STX PADDLE FLOATER

Keep your paddle afloat.

ARTICLE NUMBER : 407.03050.000

COLOR : Black/Orange

PADDLER : All paddlers who are afraid of losing their paddle and keep it afloat

A great line up to combine Standup paddling with a smooth Windsurfing session.



## GIANT XXL

### STX INFLATABLE WINDSURF SUP

Windsurfing, Teaching, Tandem windsurfing, dive platform, SUP board for 8/10 people..... you name it. The GIANT STX, ofcourse in the most sturdy construction available on the market. Wider than anything out there and complete with 4 strong US finboxes, 10 carry handles, double Valves and did we mention FUN? Yes, FUN it is, to the max!

#### Including:

- Two MASTBASE connections for windsurfing rigs
- 4 fins, US box
- 10 carry handles
- Two pump valves
- Two pumps

ARTICLE NUMBER	: 40770685.000
COLOR	: Blue/Orange
SIZE	: 510 x 200 x 20 cm
VOLUME	: 1600L
CONSTRUCTION	: FUSION technology











A great line up to combine Standup paddling with a smooth Windsurfing session.



## FREERIDE 9'8x30x4"

### STX INFLATABLE WINDSURF SUP

- All-around cruising and small waves
- Stable and maneuverable, tri fin plus centre fin
- Medium outline, high volume nose, 4" construction
- FXL Technology Extreme stiffness and lightness
- New deckpad layout of core and honey grip plus kick pad
- Windsurf connection

ARTICLE NUMBER	: 407.01010.010
COLOR	: Blue/Orange
SIZE	: 9'8 x 30 x 4"
VOLUME	: 180L
WEIGHT	: 7.8KG




## FREERIDE 10'6x 32x6"

### STX INFLATABLE WINDSURF SUP

- All-around cruising and small waves
- Stable and maneuverable, tri fin plus centre fin
- Wide outline, High volume nose, Deck leash system adds versatility
- FXL Technology Extreme stiffness and lightness
- New deckpad layout of core and honey grip plus kick pad
- Windsurf connection

ARTICLE NUMBER	: 407.01010.010, 407.01010.020
COLOR	: Blue/Orange, Mint/Orange
SIZE	: 10'6 x 32 x 6"
VOLUME	: 260L
WEIGHT	: 9.15KG






## FREERIDE 11'6x32x6"

### STX INFLATABLE WINDSURF SUP

- All-around cruising and small waves
- Stable and maneuverable, tri fin plus centre fin
- Wide outline, High volume nose, Deck leash system adds versatility
- FXL Technology Extreme stiffness and lightness
- New deckpad layout of core and honey grip plus kick pad
- Windsurf connection

ARTICLE NUMBER	: 407.01010.010
COLOR	: Blue/Orange
SIZE	: 11'6 x 32 x 6"
VOLUME	: 280L
WEIGHT	: 10.45KG



## TOURER 11'6x32x6"

### STX INFLATABLE WINDSURF SUP

- All-around cruising
- Stable and maneuverable, single fin 9 and centre fin 12 set up
- Wide outline with narrow nose
- New deckpad layout of core and honey grip plus kick pad
- Deck leash system adds versatility
- FXL Technology Extreme stiffness and lightness

ARTICLE NUMBER	: 407.01020.010, 407.01020.020
COLOR	: Blue/Orange, Mint/Orange
SIZE	: 11'6 x 32 x 6"
VOLUME	: 280L
WEIGHT	: 10.45KG







Pure windsurfing boards. Ideal for adults, children, families and even to teach friend and family.

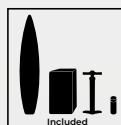
## WINDSURF 280WS

STX INFLATABLE WINDSURF



### WINDSURF 280WS

- FXL Technology Extreme stiffness and lightness
- Stable, Wide outline, Low drag, Torsion-optimized
- Center US box fin for lateral resistance
- Twin back fins (US Box 26)
- 4 adjustable and removable footstraps
- Easy packing and transport
- Railsaver for easy water release and early planing



ARTICLE NUMBER	: 407.01000.010
COLOR	: Blue/Orange
SIZE	: 85 x 6 x 15 cm
VOLUME	: 280L
WEIGHT	: 9KG



# WINDSURF 250WS

STX INFLATABLE WINDSURF

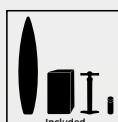


WINDSURF MODELS FEATURE **BASE PLATE INSERTS**



## WINDSURF 250WS

- FXL Technology Extreme stiffness and lightness
- Stable, Wide outline, Low drag, Torsion-optimized
- Center US box fin for lateral resistance
- Twin back fins (US Box 26)
- 4 adjustable and removable footstraps
- Easy packing and transport
- Railsaver for easy water release and early planing



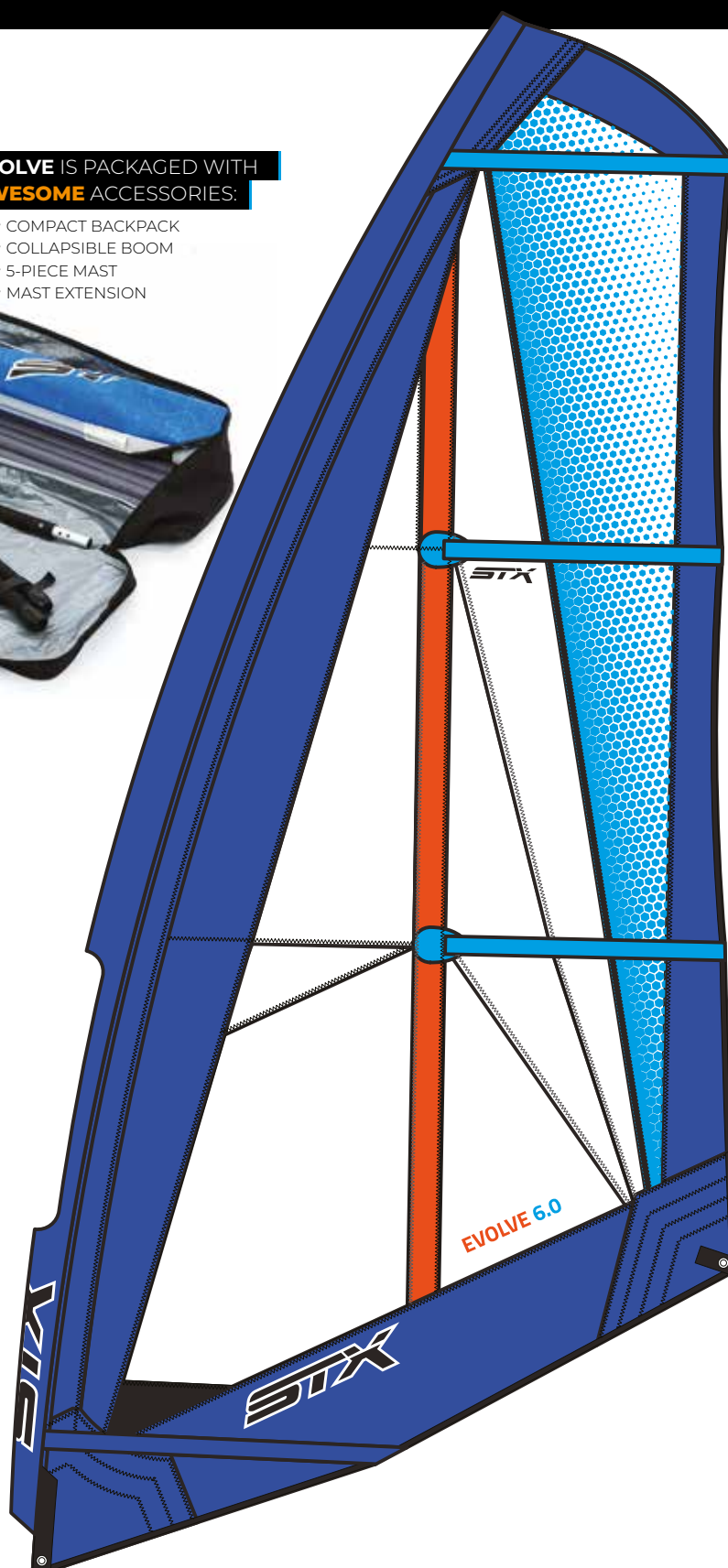
ARTICLE NUMBER	: 407.01000.010
COLOR	: Blue/Orange
SIZE	: 83,6 x 6 x 15 cm
VOLUME	: 230L
WEIGHT	: <9KG



# EVOLVE RIG

## EVOLVE IS PACKAGED WITH AWESOME ACCESSORIES:

- COMPACT BACKPACK
- COLLAPSIBLE BOOM
- 5-PIECE MAST
- MAST EXTENSION



### RIG EVOLVE

STX's EVOLVE rig is our "one bag" rig for traveling and convenient, easy storage. Designed for SUP Sailing. The 5-piece mast and fully collapsible 6 pcs boom all fit into a compact bag. The back pack fits in any car trunk. Superior performance and durability comes from intelligent use of material our unique rigging parts.

ARTICLE NUMBER : 407.70840.000

COLOR : Blue/Orange

SIZE : 4.9", 6.0"

READY  
TO GO





# HD20 MONOFILM RIG COMPLETE



**HD20** IS PACKAGED WITH  
**AWESOME** ACCESSORIES:



- **STX** RIG BAG
- ADJUSTABLE ALLOY BOOM
- 2-PIECE EPOXY MAST
- HD EXTENSION & ADAPTER
- ALL ROPES

SAIL SIZES	BOOM	MAST
4.5	165cm	400 cm
5.0	168 cm	400 cm
5.5	172 cm	430 cm
6.0	180 cm	460 cm
6.5	195 cm	460 cm
7.0	205 cm	490 cm

## HD20 MONOFILM RIG COMPLETE

The STX HD20 is the perfect sail for the Windsurf Tourer and Freeride boards. This package includes a well built 5-batten monofilm sail, two piece epoxy mast, adjustable alloy boom, HD Extension with adapter, all ropes you need and packed in a STX Rig bag.

ARTICLE NUMBER	: 407.70850.000
COLOR	: Blue/Orange
SIZE	: 4.5", 5.0", 5.5", 6.0", 6.5", 7.0"





# RIGS 101

THE RIGHT RIG SETUP IS AN IMPORTANT STEP IF YOU WANT TO HARNESS THE WIND LIKE A PRO.

Your skill level, height and the conditions you want to use the sail in (mostly wind strength) are factors.

Beginners should go for a smaller sail, relative to their height (ask instore).

The sail weight is a vital factor. Beginners should go for sails with 4 or 5 battens because they're lighter. Heavier sails for more experienced riders.

As you get more experience you'll want to power up - more battens.

Check out our website for more info on choosing the right gear.



## MINIKID


For the first steps in windsurfing or great family weekends. Available in 4 nice color combinations. Light, easy to pack, easy to rig and made out of high quality monofilm with glass battens.

A vario 2 piece alloy mast and a easy to mount boom.

Uphail, ropeset and a trim adapter come with the package.

The rig is packed in an easy to go bag which fits the complete rig.

ARTICLE NUMBER	: 407.70800.000
COLOR	: Blue, Orange
SIZE	: 1.0", 1.5", 2.0", 2.5", 3.0"



## POWERKID

Rigs for the very young, the experienced but also the intermediate windsurfer. out of monofilm with reinforcement panels out of Dacron.

Featuring a 2-piece mast, an easy to mount vario boom and a sail with 3 full-length high modulus glass battens. Complete with ropes, uphaul and QR pin adapter for easy rigging.

Packaged in a size tailored rig bag for easy storage.

ARTICLE NUMBER	: 407.70810.000
COLOR	: Orange, Blue
SIZE	: 2.4", 2.8", 3.2", 3.6", 4.0", 4.4"

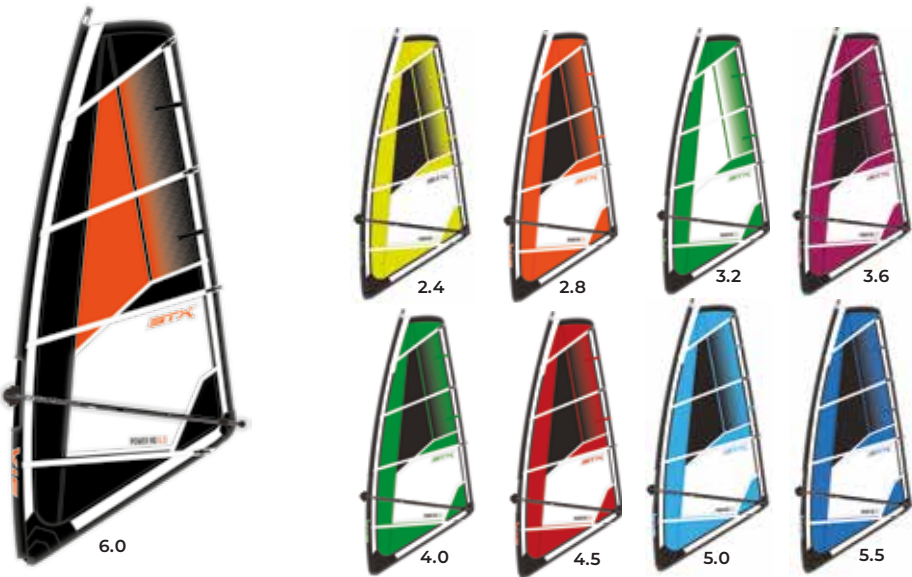




**POWER HD**  
MINI DACRON

These rigs are made to last. Made out of Dacron sail cloth material which is long lasting and durable in combination with a two piece alloy mast and a easymount boom. Every sail size has a fix color which is very helpful in schools. The whole rig, including trim adapter, ropeset and uphaul is packaged in a heavy duty tailored bag for easy travel and storage.

ARTICLE NUMBER	: 407.70820.000
COLOR	: Blue, Pink, Blue
SIZE	: 1.0", 1.5", 2.0", 2.5", 3.0"



**POWER HD**  
DACRON

Full Dacron rigs with a vinyl window, made to last. The Dacron sail cloth material is long lasting and durable, combining a 2-piece epoxy mast and easymount boom.

All sail sizes have a fixed color, helpful in schools. All sails have three full length battens. The whole rig includes adapter, ropeset and uphaul, packaged in a heavy duty tailored bag, for easy travel and storage. **5.0, 5.5** and **6.0** feature a full size SDM epoxy mast and vario booms, built to withstand the biggest surf.



ARTICLE NUMBER	: 407.70830.000
COLOR	: Bl/Or, Yellow, Orange, Green, Red, Green, Purple, Blue, D.Blue
SIZE	: 2.4", 2.8", 3.2", 3.6", 4.0", 4.5", 5.9", 5.5", 6.0"



# MASTS

## A QUICK GUIDE

THE CORRECT MAST IS ALL TOO OFTEN OVERLOOKED WHEN CHOOSING GEAR.

At the outset, there are a few great features that all **STX** mast models share. An **XCORE Wrap** on the base of all our masts prevents long term wear and scratches. Another big plus is the **STX Boom Height** indicator.

As any pro worth their salt will attest, several core factors can affect a mast's overall performance. Even if it's paired with the best sail money can buy, this piece of gear should match your **specific riding style and expectations**.

Here's where science comes in. Through some sharp R&D at **STX**, we've refined the ratios of carbon to fibreglass in all our masts. In a nutshell, Carbon percentages translate to critical factors like **Reflex Speed, Durability, Stiffness** and **Weight**. These factors all pair off against each other to produce varying results that cater to different riders' needs.

Don't fret though - it's not as complicated as it sounds. Check out our simple comparative **diagrams and tables alongside** to see how **STX** models compare to each other.

At the end of the day, all **STX** masts perform brilliantly and look as good as they perform, so you can't really go wrong.



SCAN THE QR CODE  
THIS LINKS TO OUR  
UNIQUE MAST FINDER



REFLEX	■■■■■□□□□
WEIGHT	■■■■■□□□□□
STIFFNESS	■■■■■□□□□

LENGTH	IMCS	WEIGHT
340	15	2100
370	17	2230
400	19	2050
430	21	2240

### MAST C60 RDM

ARTICLE NUMBER :	407.00540.000
COLOR :	Black/Yellow
SIZE :	340, 370, 400, 430, 460



REFLEX	■■■■■□□□□
WEIGHT	■■■■■□□□□□
STIFFNESS	■■■■■□□□□

LENGTH	IMCS	WEIGHT
430	21	2150
460	25	2250

### MAST C60 SDM

ARTICLE NUMBER :	407.00530.000
COLOR :	Black/Yellow
SIZE :	340, 370, 400, 430, 460





REFLEX

WEIGHT

STIFFNESS

LENGTH	IMCS	WEIGHT
370	17	2300
400	19	2500
430	21	2650
460	25	2800

MAST C40 RDM

ARTICLE NUMBER :	407.00520.000
COLOR	: Black/Blue
SIZE	: 370, 400, 430, 460, 490



REFLEX

WEIGHT

STIFFNESS

LENGTH	IMCS	WEIGHT
400	19	2300
430	21	2450
460	25	2950
490	28	3250

MAST C40 SDM

ARTICLE NUMBER :	407.00510.000
COLOR	: Black/Blue
SIZE	: 400, 430, 460, 490



REFLEX

WEIGHT

STIFFNESS

LENGTH	IMCS	WEIGHT
400	19	2400
430	21	2800
460	25	3100

MAST C20 SDM

ARTICLE NUMBER :	407.00500.000
COLOR	: Black/Orange
SIZE	: 400, 430, 460





## STX60

### Our reduced diameter Grip

26mm diameter grip area and 29mm at the back of the boom.

Monocoque construction.

Continuous aluminum front and back ends.

Double Lever Pin adjustment system.

50cm adjustment for maximum sail range coverage.

SIZE	DIAMETER
145-195	26/29mm
160-210	26/29mm



### BOOM STX60

ARTICLE NUMBER	: 407.70520.000
COLOR	: Grey/Black/White
SIZE	: 145-195, 160-210



## STX40

High performance boom developed for **maximum strength and functionality.**

Specific boom profile and monocoque construction.

1.5mm wall thickness, 29mm diameter.  
Continuous aluminum front end and back end.

60cm adjustment for maximum sail range coverage.

Optimized stiffness.

Twin Pin Adjustment system.



### BOOM STX40

ARTICLE NUMBER	: 407.70520.000
COLOR	: Grey/Black/White
SIZE	: 145-195, 160-210

SIZE	DIAMETER
137-198	29mm
162-222	29mm
183-244	29mm
202-262	29mm

## STX20

Entry-level boom with **excellent stiffness and durability.**

Continuous aluminum front end with indestructible clamp.

1.4 mm wall thickness and 29mm diameter.

Single Pin adjustment system.

60cm adjustment for maximum sail range coverage.



### BOOM STX20

ARTICLE NUMBER	: 407.70520.000
COLOR	: Grey/Black/White
SIZE	: 145-195, 160-210

SIZE	DIAMETER
137-198	29mm
162-222	29mm





### SUP LEASH

#### Coiled Leash

- The heavy duty SUP 10 Coiled Ankle leash
- Non-slip cuff, leash lock
  - Stainless steel bearing swivel
  - Flat water use only

#### Leash basic

- Non-slip cuff, leash lock
- Flat water use only

ARTICLE NUMBER	: 407.70720.000	407.70721.000
COLOR	: Black	
SIZE	: 10	



### CARDAN JOINT BASE PLATE

Use Cardan joint baseplate connection on your inflatable board only.  
Less tension on your rig and board.

ARTICLE NUMBER	: 408.00756.000
COLOR	: Black
SIZE	: 10



### STX SUP SLIDE IN COMPOSITE FIN

This STX SUP fin is an ideal entry level fin for surf and open water use. The long base helps prevent board drift when paddling, and gives drive when surfing waves, the upright shape and smaller tip allows for easier turns. Fits all standard SUP/Long-board slide in fin slots.  
fin size 9.

ARTICLE NUMBER	: 407.70725.000
COLOR	: Blue/Black/Orange
SIZE	: Fin size 9



### STX SUP FIN

For Slide In Fin Systems on all STX Sup and Hybrid boards.

QUALITY Materials: The Nylon construction gives this stiffness yet enough flexibility

- M back fin size 9
- L centre fin hybrid board size 12

ARTICLE NUMBER	: 407.70730.000
COLOR	: Black
SIZE	: M=9, L=12



### STX TURBO PUMP

Suitable for SUP paddle boards, kites, boats, kayaks and ...the YouAre AirTracks/SeaRafts pressure gauge included, inflate & deflate, Double/Single Action Pump with pressure gauge

Capacity: 2 x 2,5 liters  
Max pressure: 20 PSI

ARTICLE NUMBER	: 407.70756.000
COLOR	: White
PRESSURE	: 20PSI



### SUP PUMP

New generation of STX pump for all our inflatable products. Innovative solutions bring high efficiency, easy-use and comfort. Ergonomic handle. Enlarged base for maximum stability. Built in pressure gauge. The high pressure model makes it instantly achievable for all levels of paddlers to pump to a pressure of around 20PSI!

ARTICLE NUMBER	: 407.70750.000
COLOR	: Blue, Orange
PRESSURE	: 20PSI



#### STX ELECTRIC SUP PUMP

Dual stage pump: 1. Extra fast pumping at low pressure; 2. Normal speed to reach high pressure. Automatic stop when selected pressure is reached. Inflates a 10'7" iSUP board in 4 min 30 s to 10 PSI, in 8 min 30 s to 15 PSI 1,70 m quality hose and 3 m power cord. Power input: 12V. Works on the cigarette plug of your car.

ARTICLE NUMBER : 407.70758.000  
COLOR : Black/Orange



#### STX SUP BAG LUXURY

This bag is designed to travel the world with your inflatable SUP. Stackerbag style for easy packing.

- Holds 1 inflatable SUP including paddle, pump and clothing
- 5mm foam padded
- Integrated stash-able backpack straps
- Fixed wheeled base

ARTICLE NUMBER : 407.70780.000  
COLOR : Duotone  
SIZE : 90x40x29 cm



#### SUP PADDLE BLADE COVER

• Padded cover to protect your blade

ARTICLE NUMBER : 404.73165.000 404.73165.010  
COLOR : Black/White Black/Orange



#### KAYAK SEAT

- Detachable SUP Kayak Seat,
- Adjustable and cushioned back support
- For inflatable SUP board sit-on-top kayak and canoe

ARTICLE NUMBER : 407.03010.000  
COLOR : Black/Grey



#### AIR SUP TRAVEL BAG

This bag is designed to travel the world with your inflatable SUP. Holds 1 inflatable SUP including paddle, pump and clothing

- 5mm foam padded
- Fixed wheeled base
- Integrated stash-able backpack straps
- Constructed from heavy-duty 600D Polyester

ARTICLE NUMBER : 404.03230.000  
COLOR : Black/Orange  
SIZE : 90x40x28 cm



#### SUP PADDLE 3-PIECE SHOULDER BAG

• Padded cover to protect your 3 pcs paddle

ARTICLE NUMBER : 404.73175.000 404.73175.010  
COLOR : Black/White Black/Orange

**KUBUS SPORTS BV**  
Amsterdamsestraatweg 19  
1411 AW Naarden, Holland

E. [info@kubus-sports.nl](mailto:info@kubus-sports.nl)  
T. +31 (0)88 5525200



**[WWW.STXPARTS.COM](http://WWW.STXPARTS.COM)**